

## Recycling a Smiley Terminal

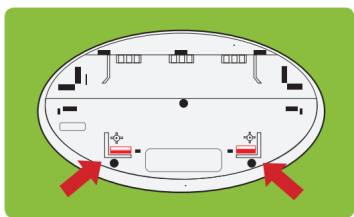
Model: HON240 V1  
HON340 V1

It is important that the HappyOrNot unit is recycled in an appropriate manner. Accordingly, provided below are general guidelines on how to separate and recycle the parts. If you have any questions regarding the process below, please contact: [support@happy-or-not.com](mailto:support@happy-or-not.com)

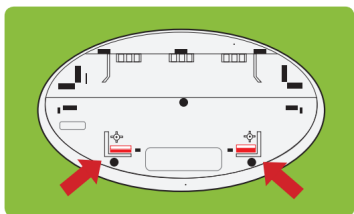
### 1. Separate the parts



1.1 remove question sign holder by pressing a round button at the holder and lifting the holder simultaneously.


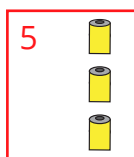


1.2 Locate two clips under the device user interface.



1.3 Unclip one clip at a time (note: some pressure is needed) and detach the user interface from the leg.

### 2. Recycle the parts



Always refer to your local recycling legislations in order to determine the proper method of recycling goods. The following list, to be used in accordance with your local waste disposal regulations, serves as general guidelines on recycling the HappyOrNot parts: HappyOrNot Part Recycling guidelines to apply

- (1) Plastic question sheet holder: Plastic recycling regulations
- (2) Metal L-Bracket: Metal recycling regulations
- (3) User interface: Electronic recycling regulations
- (4) Metal leg: Metal recycling regulations
- (5) 3x 1.5V D Batteries: Battery recycling / Hazardous waste regulations